



SECTION 6 PROPELLER EXTENSION




- GSC wood 3 blade ground adjustable prop (with aluminum root ends)
- 2.5" prop extension
- 9" Spinner




**ROUND NECK NUT M8
842-632**


Press in Lug nuts from the
backside of the prop
flange.



2.5" PROP EXTENSION



FRONT SIDE (PROP)




BACK SIDE (ENGINE)




M BOLTS

DRILL HEAD w/ 1/16"
HOLE




Bolt prop extension to
engine hub with mm bolts
through torque studs.

Safety tie the heads of the
bolts (3 pairs).





Prop hub (back side)

GSC wood prop with aluminum root ends



Prop hub (front side)




Flat washers
AN970-5



Prop bolts
AN5H-41A
Qty=6

SL Nuts
AN365-524

Washers
AN960-516



One side is filed back to fit inside the prop extension.



Self locking nuts and washer for prop bolts