

SECTION 1 ENGINE MOUNT




- Bed mount




**Engine Mount
6E3-2**

Engine mount bolted to the firewall.



**3/8" SL NUT & WASHER
AN365-624
AN960-616
QTY=4**


Top right engine mount attachment point to the firewall




**AIRFRAME BOLT
AN3-4A
QTY=2**

Bolt through top left and
top right I/B of engine
mount tube.

Detail of upper left attachment point to the firewall



detail of bottom left engine mount attachment to the firewall



**E1-1X
STEEL BRACKETS**
QTY: 2




**E2-1X
DYNAFOCAL ENGINE
MOUNT BRACKETS**
QTY: 2



**22001-13
GREEN DOT BARRY
MOUNTS
QTY: 6**



4 mounts on the front E2-1X
2 mounts on the rear E2-1X



**AN6-32 BOLTS
QTY: 4**

Through the bushing and washer welded on the engine mount


Penny washer AN970-6 on the topside of the Rubber mount 22001-13.



AN6-20 BOLT
QTY: 2


Through the front plate
 welded on the engine
 mount.

Penny washer AN970-6 on the topside of the Rubber mount 22001-13.



AN4-10A BOLTS
QTY: 4

Bolts E1-1X to 2X-1X



701 engine mount viewed from the bottom.
Viewed from the bottom front.